



INDONESIA EXPORT MARKET

**CHAPTER 09_ (SPICES,
TEA, COFFEE)**

PERIOD: OCT 19-MAR 20

FOR MORE DETAILS CONTACT US:

Email: mundhraassociates18@gmail.com

Phone number: (033)-40619489

Mobile Number: (+91) 9007034439, (+91) 8420588527

Website: www.tradestat.org



2 TOP 10 PRODUCTS' QUANTITY OF INDONESIA EXPORT



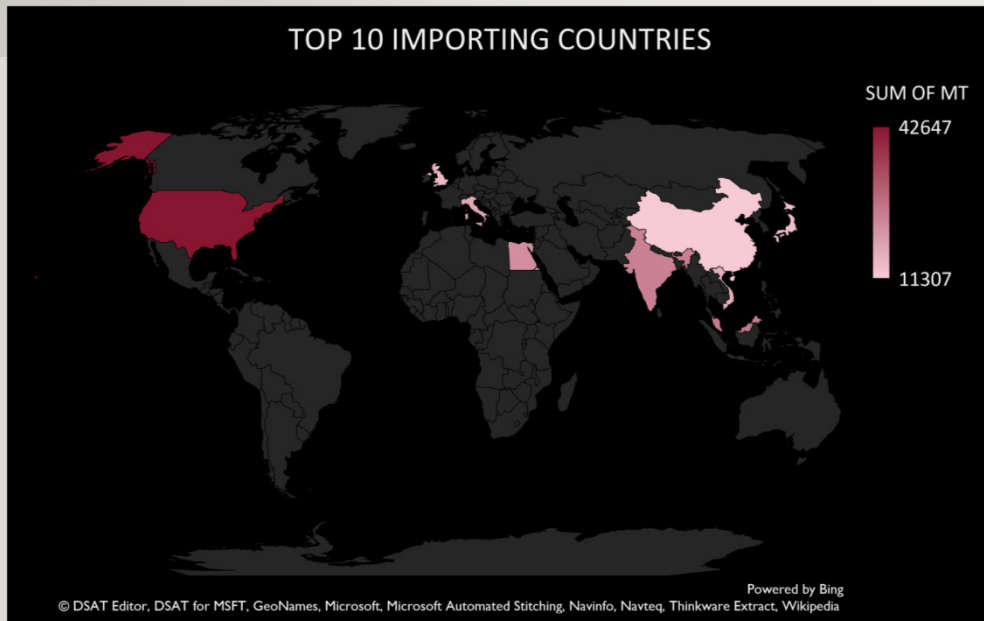
7/28/2020

SUM OF MT	2019			2020		
HS CODE	OCT	NOV	DEC	JAN	FEB	MAR
09011110	37166	32862	28701	26853	25327	23888
09071000	2329	2049	2756	2722	2191	2181
09024090	2949	1793	2163	1791	2069	1669
09041110	1945	2270	1845	1419	1396	1696
09062000	1219	1493	1052	1241	1497	1167
09081100	1293	1281	1479	1026	1042	1378
09041120	1995	1606	1175	776	961	953
09061100	761	918	897	482	704	994
09061900	791	574	803	679	690	832
09103000	1436	814	750	285	497	503

3

TOP 10 IMPORTING COUNTRIES OF SPICES

7/28/2020



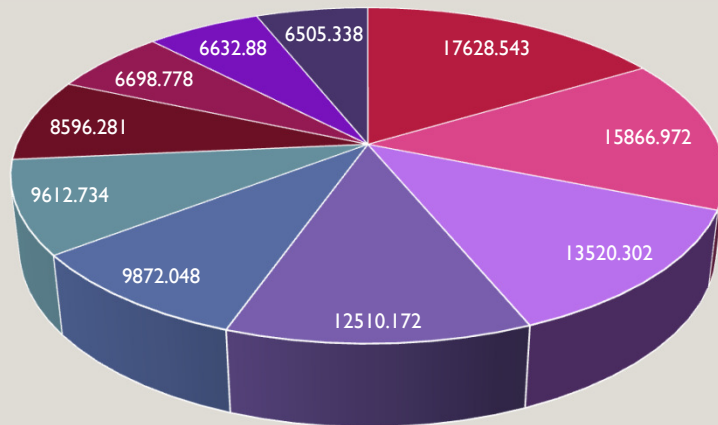
SUM OF MT	2019			2020		
IMPORTER COUNTRY	OCT	NOV	DEC	JAN	FEB	MAR
UNITED STATES	5443	6365	5612	6891	5637	6586
INDIA	5215	4364	4467	3601	3359	2216
MALAYSIA	5012	4134	3545	3263	4006	2625
EGYPT	2864	3388	3221	3250	3203	2494
ITALY	3676	2348	2071	2815	2952	3084
VIET NAM	3106	1994	2472	1815	2069	2978
UNITED KINGDOM	2847	2568	3240	2530	1559	1339
JAPAN	2492	2217	1959	2395	1572	1890
GERMANY, FED. REP. OF	3194	3754	1178	669	1103	1093
CHINA	1676	2317	2809	1396	955	1025

COFFEE EXPORT OF INDONESIA_TOP 10 IMPORTING COUNTRIES

7/28/2020

4

WEIGHT IN MT



- EGYPT
- UNITED STATES
- MALAYSIA
- UNITED KINGDOM
- JAPAN
- ITALY
- INDIA
- GEORGIA
- GERMANY, FED. REP. OF
- BELGIUM

DESTINATION COUNTRY	WEIGHT IN MT
EGYPT	17628.54
UNITED STATES	15866.97
MALAYSIA	13520.30
UNITED KINGDOM	12510.17
JAPAN	9872.04
ITALY	9612.73
INDIA	8596.28
GEORGIA	6698.77
GERMANY, FED. REP. OF	6632.88
BELGIUM	6505.33

5 TOP 10 HS CODES EXPORTED BY INDONESIA_COFFEE



HS CODE	WEIGHT IN KGS
09011110	141867356
09011190	794909
09061100	322200
09012110	126955
09012120	7386
09012220	6350
09019010	705
09019020	306
09052000	241
09011210	127

TOP 5 HS CODES OF COFFEE EXPORT IN INDONESIA

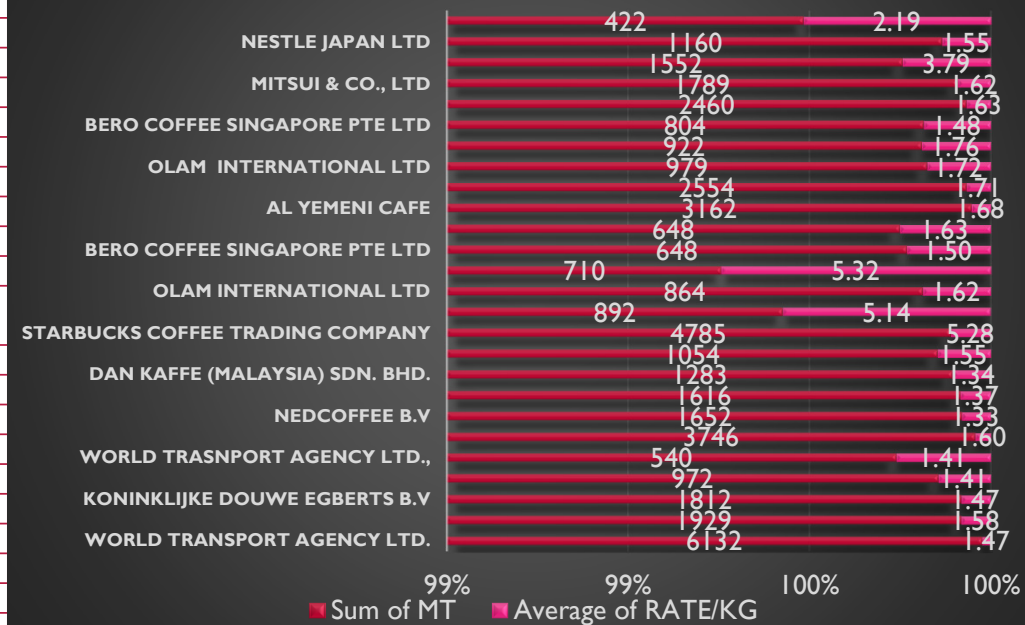
HS CODE	Sum of MT	Average of RATE/KG
09011110	141155	7.34
09011190	793	334.13
09061100	322	1.02
09012110	126	10.19
09012120	7	41.05

TOP 10 IMPORTERS OF 09011110_ INDONESIA EXPORT

7/28/2020

DESTINATION COUNTRY	IMPORTER NAME	Sum of MT	Average of RATE/KG
UNITED KINGDOM	WORLD TRANSPORT AGENCY LTD.	6132	1.47
	OLAM INTERNATIONAL LTD	1929	1.58
	KONINKLIJKE DOUWE EGBERTS B.V	1812	1.47
	CFSIT, INC.	972	1.41
	WORLD TRASNPORT AGENCY LTD.,	540	1.41
MALAYSIA	OLAM INTERNATIONAL LTD	3746	1.60
	NEDCOFFEE B.V	1652	1.33
	BERO COFFEE SINGAPORE PTE LTD	1616	1.37
	DAN KAFFE (MALAYSIA) SDN. BHD.	1283	1.34
	LDC SUISSE-COFFEE DIV (LDCSCOF)	1054	1.55
UNITED STATES	STARBUCKS COFFEE TRADING COMPANY	4785	5.28
	OLAM AMERICAS INC	892	5.14
	OLAM INTERNATIONAL LTD	864	1.62
	STARBUCKS COFFEE TRADING COMPANY JOINTLY	710	5.32
	BERO COFFEE SINGAPORE PTE LTD	648	1.50
EGYPT	OLAM AMERICAS.	648	1.63
	AL YEMENI CAFE	3162	1.68
	OLAM INTERNATIONAL LTD	2554	1.71
	OLAM INTERNATIONAL LTD	979	1.72
	GIZA FOOD (SHAHEEN CAFE)	922	1.76
JAPAN	BERO COFFEE SINGAPORE PTE LTD	804	1.48
	MARUBENI CORPORATION TOKYO H.O.,	2460	1.63
	mitsui & co., ltd	1789	1.62
	MARUBENI CORPORATION	1552	3.79
	NESTLE JAPAN LTD	1160	1.55
KANEMATSU CORPORATION	422	2.19	

TOP 10 IMPORTERS OF 09011110_ INDONESIA EXPORT



8

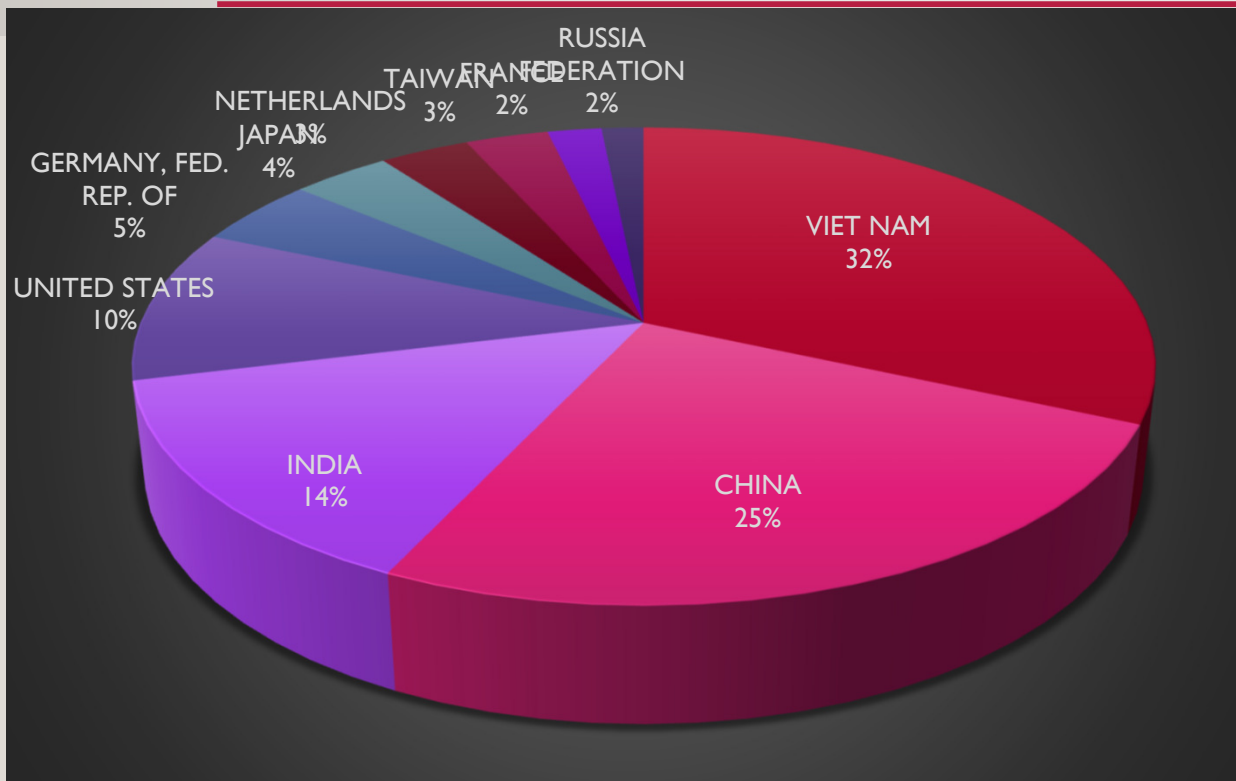
HS CODES EXPORTED BY INDONESIA PEPPER



HS CODE	Sum of MT	Average of RATE/KG
09041110	8454	3.66
09041120	7295	2.62
09041190	1309	4.58
09041220	362	3.27
09041210	271	3.60
09109990	115	7.96
09042110	56	2.22
09109190	47	20.83
09083100	35	1.61
09042190	27	3.81
09071000	19	1.97
09041290	14	17.72
09103000	7	1.85
09023090	4	17.36
09042210	2	2.32
09024090	1	16.05

TOP 10 IMPORTING COUNTRIES PEPPER EXPORT OF INDONESIA

7/28/2020



DESTINATION COUNTRY	SUM OF MT	Average of RATE/KG
VIET NAM	5348	3.39
CHINA	3362	3.10
INDIA	2509	2.77
UNITED STATES	1837	3.38
GERMANY, FED. REP. OF	820	3.50
JAPAN	654	3.66
NETHERLANDS	597	3.85
TAIWAN	554	5.28
FRANCE	359	7.29
RUSSIA FEDERATION	280	2.20

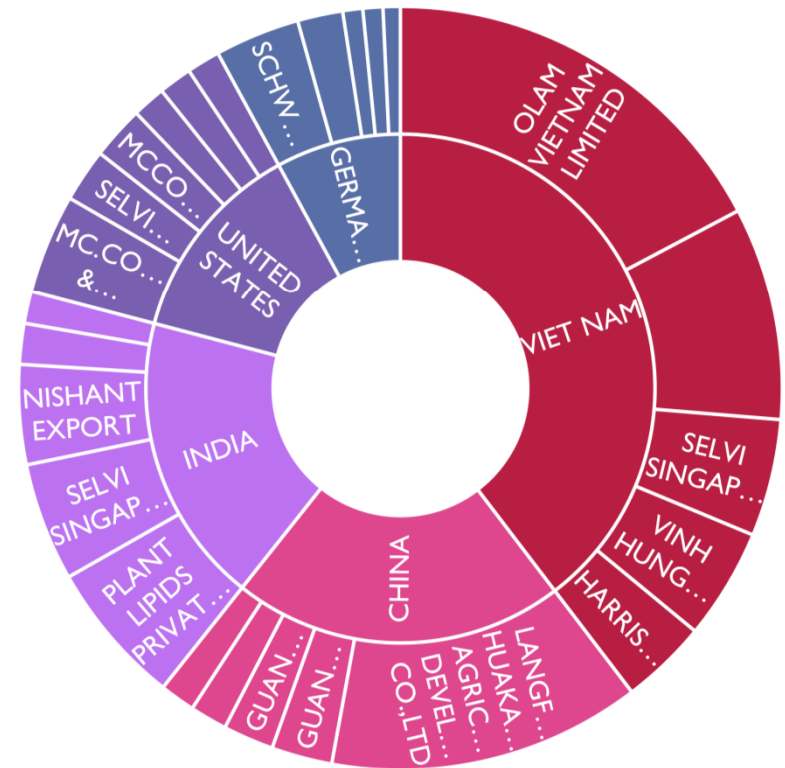
TOP 10 IMPORTERS OF 09011110_ INDONESIA EXPORT

7/28/2020

DESTINATION COUNTRY	IMPORTER NAME	Sum of MT	Average of RATE/KG
VIET NAM	OLAM VIETNAM LIMITED	1532	2.74
	OLAM INTERNATIONAL LTD	802	1.80
	SELVI SINGAPORE TRADING PTE LTD	440	2.03
	VINH HUNG LOGISTICS JOINT STOCK COMPANY	416	1.77
	HARRIS FREEMAN VIETNAM CO.LTD.	325	1.94
	LANGFANG HUAKANG AGRICULTURE DEVELOPMENT CO.,LTD	1175	3.30
CHINA	GUANGXI YULIN CITY ZHOUCONG TRADING	228	2.89
	GUANGXI XINGUYU PHARMACEUTICAL CO.,LTD	190	3.52
	GUANGXI TIANQIN INTERNATIONAL FREIGHT CO.,LTD	140	5.98
	MAOMING WEIFENGYUAN FOOD CO.,LTD.	133	3.08
INDIA	PLANT LIPIDS PRIVATE LIMITED	540	2.08
	SELVI SINGAPORE TRADING PTE LTD	444	2.60
	NISHANT EXPORT	374	1.95
	AVT MCCORMICK INGREDIENTS PVT LTD	153	3.61
	DABUR NEPAL PVT. LTD.,	122	3.65
UNITED STATES	MC.CORMICK & CO.,INC	375	2.21
	MCCORMICK GLOBAL INGREDIENTS LIMITED	200	3.75
	SELVI SINGAPORE TRADING PTE LTD	200	3.29
	NOMANBHOY & SONS PTE LTD	125	1.93
	HARRIS SPICE COMPANY, INC.,	125	3.55
	MCCORMICK & CO.,INC.	125	3.59
GERMANY, FED. REP. OF	SCHWAB GMBH	319	3.69
	JANTZEN & DEEKE GMBH	170	3.92
	STAMER GMBH	75	3.49
	NOMANBHOY & SONS PTE LTD	75	1.90
	PACIFIC FOODS AND AGRO PTE.LTD.	65	1.91

TOP 10 IMPORTERS BY IMPORTING COUNTRIES

- VIET NAM
- CHINA
- INDIA
- UNITED STATES
- GERMANY, FED. REP. OF



||

INDONESIA EXPORT_CINNEMON & CLOVES HS CODES

CINNAMON

HS CODE	Sum of MT	Average of RATE/KG
09062000	6720	3.54
09061100	4042	4.25
09061900	3656	5.81



CLOVES

HS CODE	Sum of MT	Average of RATE/KG
09071000	13861	4.69
09072000	246	5.92
09081100	34	3.74
09082100	12	4.14
09041190	11	5.64
09081200	10	5.85
09062000	6	8.09
09061100	4	0.65
09109190	1	3.90

12

**TOP 5
IMPORTERS
BY
COUNTRY
OF
CINNAMON
_INDONESIA
EXPORT**

HS CODE	DESTINATION COUNTRY	IMPORTER NAME	Sum of MT	Average of RATE/KG	
09062000	UNITED STATES	MCCORMICK & COMPANY, INC 226 SCHILLING CIRCLE HUNT	1774	4.25	
		FUCHS NORTH AMERICA, INC	1060	3.46	
		BAY STATE MILLING COMPANY	399	3.37	
		ELITE SPICE INC.	341	3.69	
		TRIPPER PTE LTD	246	4.51	
	NETHERLANDS	J,S POLAK KONINKLIJKE SPECERIJENMALLDERIJ B.V	60	2.79	
		RISRAAJ GLOBAL PTE LTD	52	3.81	
		VERSTEGEN SPICES AND SAUCES B. V.	50	6.01	
		SELVI SINGAPORE TRADING PTE LTD	50	2.38	
		C. STEINWEG - HANDELSVEEM B.V	35	6.24	
	CANADA	HORTON SPICE MILLS LTD. (CANADA)	125	3.70	
		CAMBRIAN SOLUTION INC C/O KATOEN NATIE-FINANCIAL	52	5.62	
		ALTIUS SPICES & SEASONING INC.	50	3.72	
		CAMIONNAGE CP	8	7.80	
09061100	UNITED STATES	ELITE SPICE INC.	571	3.70	
		TO ORDER OF ELITE SPICE INC.,	118	2.45	
		SCHIFF FOOD PRODUCTS CO., INC.	45	5.90	
		MCCORMICK & COMPANY, INC 226 SCHILLING CIRCLE HUNT	42	7.98	
		BI NUTRACEUTICALS INC	40	2.51	
		INDIA	JIVA INTERNASIONAL PTE LTD	322	1.02
			SYNTHITE INDUSTRIES LTD	208	5.17
			UNICORN NATURAL PRODUCTS LTD	26	3.10
			AROMATIC INGREDIENTS PVT LTD	25	4.75
		VIET NAM	FAUNA INTERNATIONAL	9	5.93
	SON HA SPICE & FLAVORINGS CO.,LTD		289	3.93	
	NEDSPICE PROCESSING VIETNAM LTD.		70	2.74	
	OLAM VIETNAM LIMITED		51	2.32	
	09061900	UNITED STATES	HARRIS FREEMAN VIET NAM CO., LTD	3	8.30
SPICE CHAIN CORPORATION			474	3.67	
GIVAUDAN FLAVORS CORPORATION			250	4.26	
GEL SPICE COMPANY, INC.			155	3.64	
MCCORMICK GLOBAL INGREDIENTS LTD			50	5.00	
PACIFIC SPICE COMPANY			40	4.21	
VIET NAM			OLAM VIETNAM LIMITED	389	2.30
			BRAZIL	RMOURA COMERCIO DE CEREAIS EIRELI	92
JTC DISTRIBUIDORA EIRELI		69		4.01	
EMPORIUM IMPORTADORA E DISTRIBUIDORA DE ALIMENTOS		67		4.47	
MUNDIAL IMPORTACAO E EXPORTACAO EIRELI		67		4.35	
POLICO COMERCIAL DE ALIMENTOS LTDA		60	3.76		

13

TOP 5 IMPORTERS BY COUNTRY OF CLOVES_INDONESIA EXPORT



DESTINATION COUNTRY	IMPORTER NAME	Sum of MT	Average of RATE/KG
VIET NAM	PHUC LAM IMPORT EXPORT AND TRADING	392	2.44
	VINH HUNG LOGISTICS JOINT STOCK COMPANY	303	3.35
	NEDSPICE PROCESSING VIETNAM LTD.	105	2.39
	HOANG MY ANH IMPORT EXPORT COMPANY LIMITED	70	0.69
	THIEN THUAN PHAT INTERNATIONAL TRADING COMPANY	28	5.69
SINGAPORE	DESAI & CO. PTE LTD	480	5.31
	ESMAIL & AHMED BROTHERS (1922) PTE. LTD.	171	5.10
	TECK SANG PTE LTD	150	5.39
	NOMANBHOY & SONS PTE. LTD	37	4.98
	SIN THYE PIN TRADING PTE LTD	32	5.33
INDIA	GT INDIA PRIVATE LIMITED	197	3.70
	M. PANKAJ	161	2.93
	SAGAR TRADING CO.	155	3.89
	LEO GLOBAL	144	2.91
	TRIVENI IMPEX PVT LTD	115	4.97
SAUDI ARABIA	AL JAMEEL INTERNATIONAL TRADING CO. LTD	196	5.55
	SALEM ABDULLAH BIN MAHFOOZ EST	134	5.02
	DAR ALSHAI ALARABI TRADING	92	5.21
	DESAI & CO. PTE LTD	66	5.02
	JAMAAN M ALFAKEH TRADING EST	60	5.34
PAKISTAN	GREEN VALLEY LTD	168	5.78
	WALI KHAN TRADING COMPANY	73	4.19
	AQTRA	62	3.21
	MANSOOR STORE	49	5.64
	AL ASAR ENTERPRISE	32	5.46

14

INDONESIA EXPORT_CARDAMOM, NUTMEG, MACE & TURMERIC HS CODES

CARDAMOM



HS CODE	Sum of MT	Average of RATE/KG
09083100	1492	7.27
09081100	6	0.50
09062000	5	17.75
09083200	3	13.82

MACE

Mace (Javithri)



HS CODE	Sum of MT	Average of RATE/KG
09082100	1375	18.75
09082200	306	19.56
09081100	63	18.18
09081200	10	18.24
09041110	8	18.14
09071000	3	20.92

NUTMEG

HS CODE	Sum of MT	Average of RATE/KG
09081100	6281	5.49
09081200	1441	7.27
09071000	62	5.34
09072000	27	50.00
09041190	21	3.99
09083100	12	3.15
09082100	11	9.36
09062000	10	7.88
09082200	2	0.69
09083200	1	1.50



TURMERIC

HS CODE	Sum of MT	Average of RATE/KG
09103000	3083	3.94



SOURCE OF BUSINESS GROWTH

**SAVE YOUR
VALUABLE
TIME**



**INCREASE ON
ALES VOLUME**



**COMPETITIVE EDGE
TO WIN MORE
BUSINESS**



FOR MORE DETAILS CONTACT US:

Email: mundhraassociates18@gmail.com
Phone number: (033)-40619489
Mobile Number: (+91) 9007034439, (+91) 8420588527
Website: www.tradestat.org

